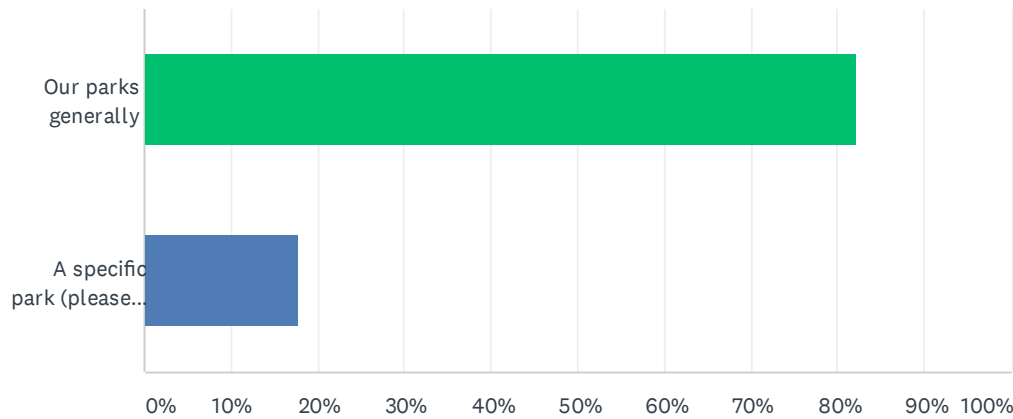


## Q1 Would you like to tell us about:

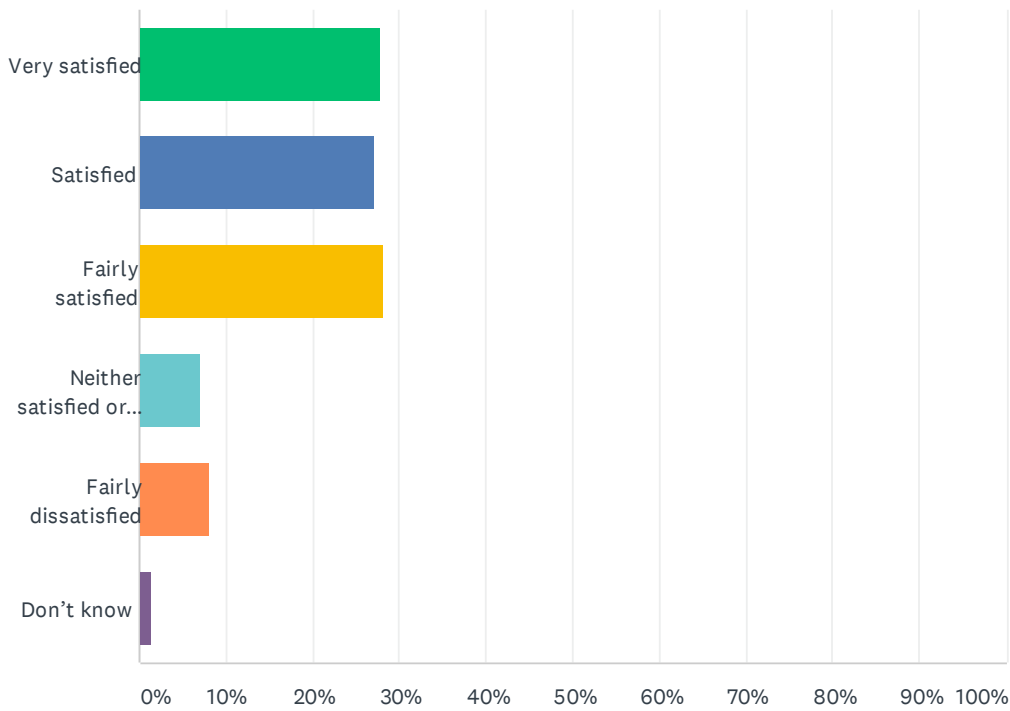
Answered: 197 Skipped: 2



ANSWER CHOICES	RESPONSES	
Our parks generally	82.23%	162
A specific park (please tell us which):	17.77%	35
<b>TOTAL</b>		<b>197</b>

## Q2 Overall how satisfied or dissatisfied are you with the Parks and Open Spaces in Weymouth Town Council ownership?

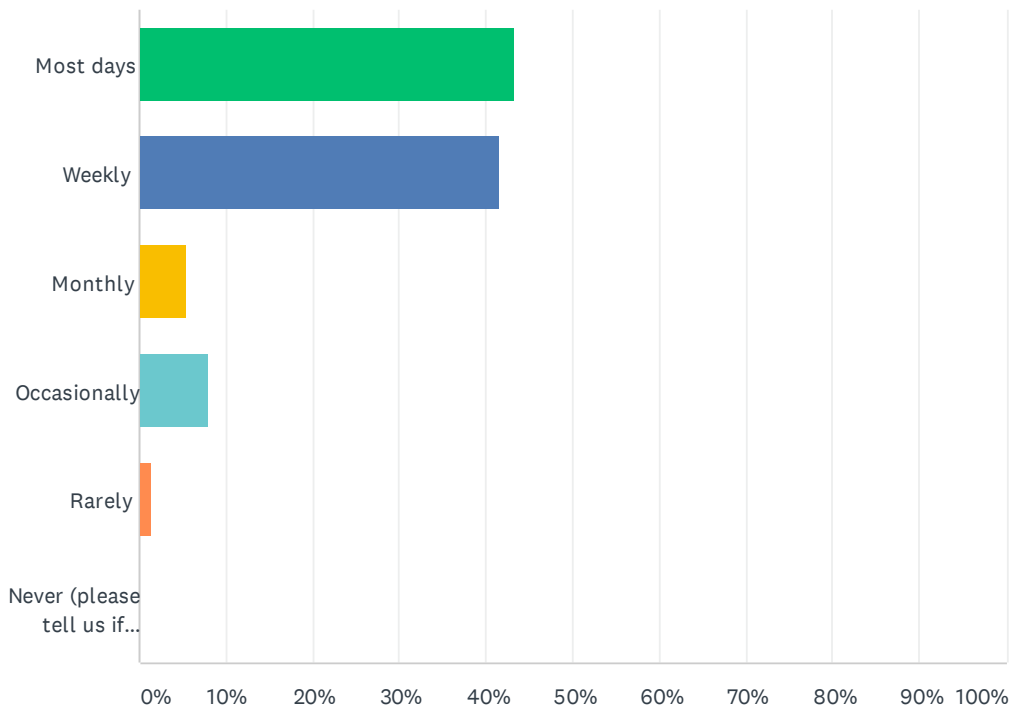
Answered: 198 Skipped: 1



ANSWER CHOICES	RESPONSES	
Very satisfied	27.78%	55
Satisfied	27.27%	54
Fairly satisfied	28.28%	56
Neither satisfied or dissatisfied	7.07%	14
Fairly dissatisfied	8.08%	16
Don't know	1.52%	3
<b>TOTAL</b>		<b>198</b>

### Q3 How often do you visit Weymouth Town Council parks or open spaces?

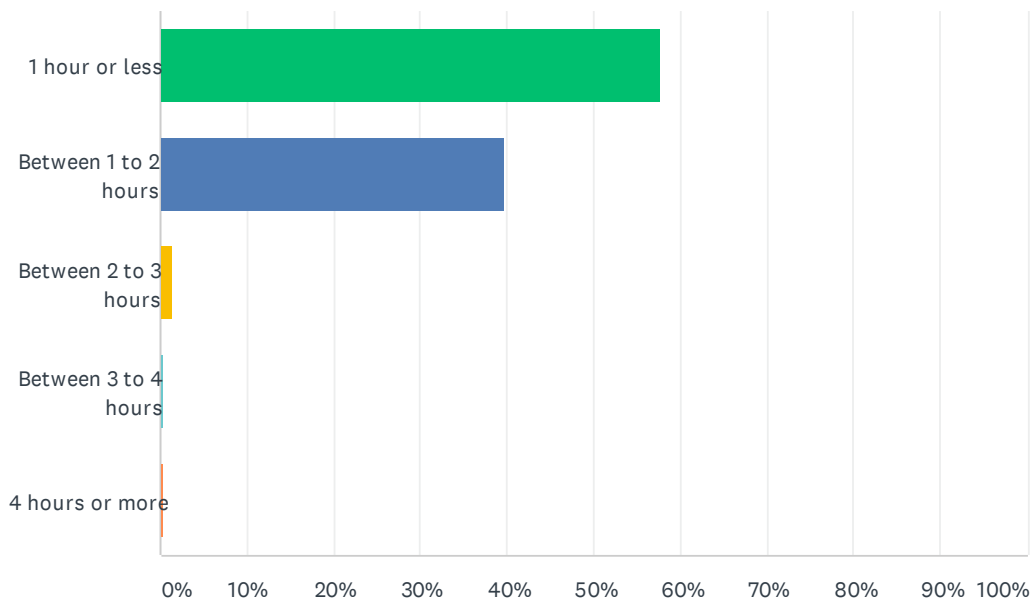
Answered: 199 Skipped: 0



ANSWER CHOICES	RESPONSES	
Most days	43.22%	86
Weekly	41.71%	83
Monthly	5.53%	11
Occasionally	8.04%	16
Rarely	1.51%	3
Never (please tell us if there's a reason why)	0.00%	0
<b>TOTAL</b>		<b>199</b>

## Q4 How long do you generally spend in the parks when you visit?

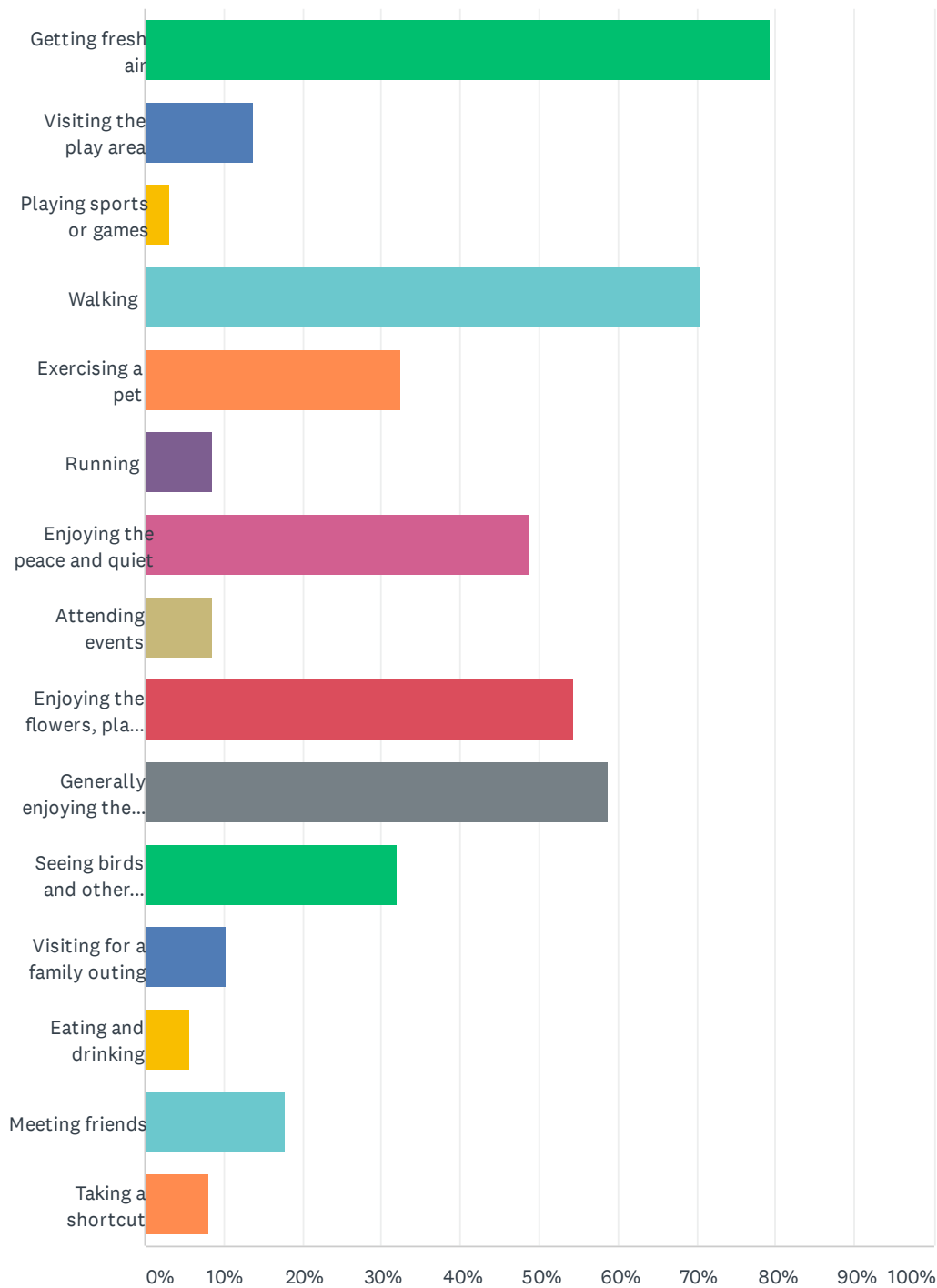
Answered: 196 Skipped: 3



ANSWER CHOICES	RESPONSES	
1 hour or less	57.65%	113
Between 1 to 2 hours	39.80%	78
Between 2 to 3 hours	1.53%	3
Between 3 to 4 hours	0.51%	1
4 hours or more	0.51%	1
<b>TOTAL</b>		<b>196</b>

### Q5 Why do you visit the parks and open spaces? (please select up to 5 options)

Answered: 197 Skipped: 2

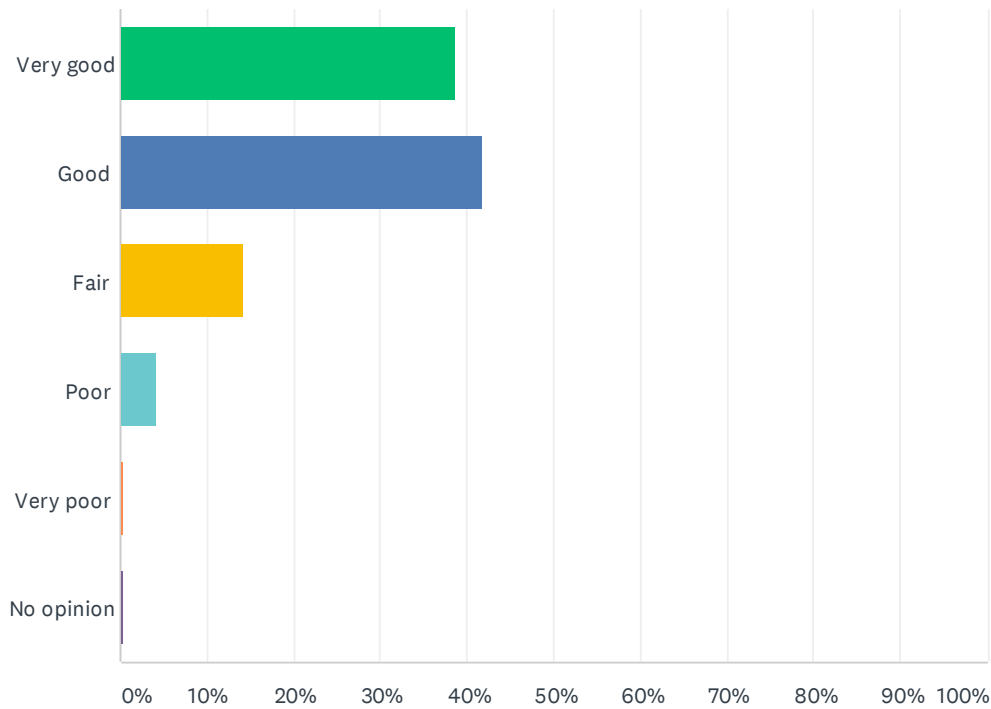


## Weymouth Parks and Open Spaces - Your Feedback

ANSWER CHOICES	RESPONSES	
Getting fresh air	79.19%	156
Visiting the play area	13.71%	27
Playing sports or games	3.05%	6
Walking	70.56%	139
Exercising a pet	32.49%	64
Running	8.63%	17
Enjoying the peace and quiet	48.73%	96
Attending events	8.63%	17
Enjoying the flowers, plants and trees	54.31%	107
Generally enjoying the views and surroundings	58.88%	116
Seeing birds and other wildlife	31.98%	63
Visiting for a family outing	10.15%	20
Eating and drinking	5.58%	11
Meeting friends	17.77%	35
Taking a shortcut	8.12%	16
Total Respondents: 197		

## Q6 How do you find access and getting around the park or open space?

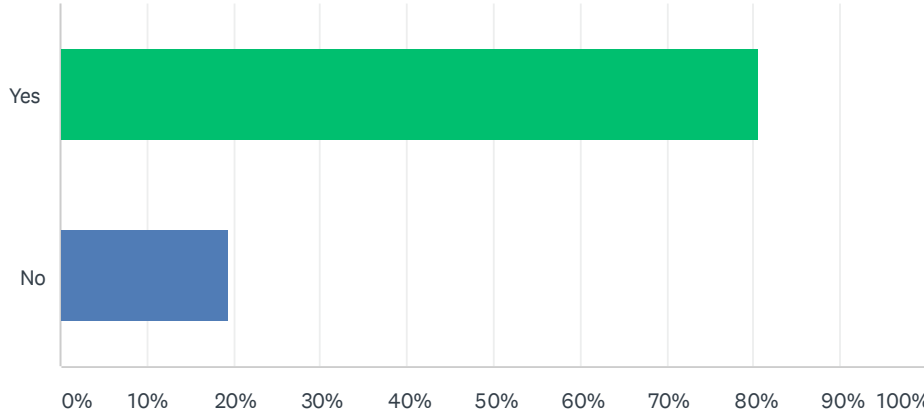
Answered: 196 Skipped: 3



ANSWER CHOICES	RESPONSES	
Very good	38.78%	76
Good	41.84%	82
Fair	14.29%	28
Poor	4.08%	8
Very poor	0.51%	1
No opinion	0.51%	1
<b>TOTAL</b>		<b>196</b>

### Q7 Do you find our parks and amenities (i.e. play areas, notice and information boards, seating, bins, sports courts and toilets) clean and well maintained?

Answered: 196 Skipped: 3

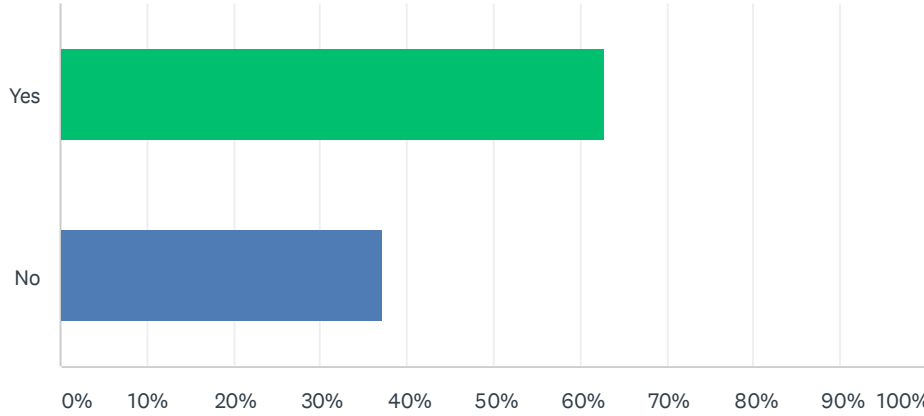


ANSWER CHOICES	RESPONSES	
Yes	80.61%	158
No	19.39%	38
<b>TOTAL</b>		<b>196</b>



**Q8 Are you happy with the range of amenities in the parks, i.e. play areas, notice and information boards, picnic benches, seats, bins, sports courts and toilets.**

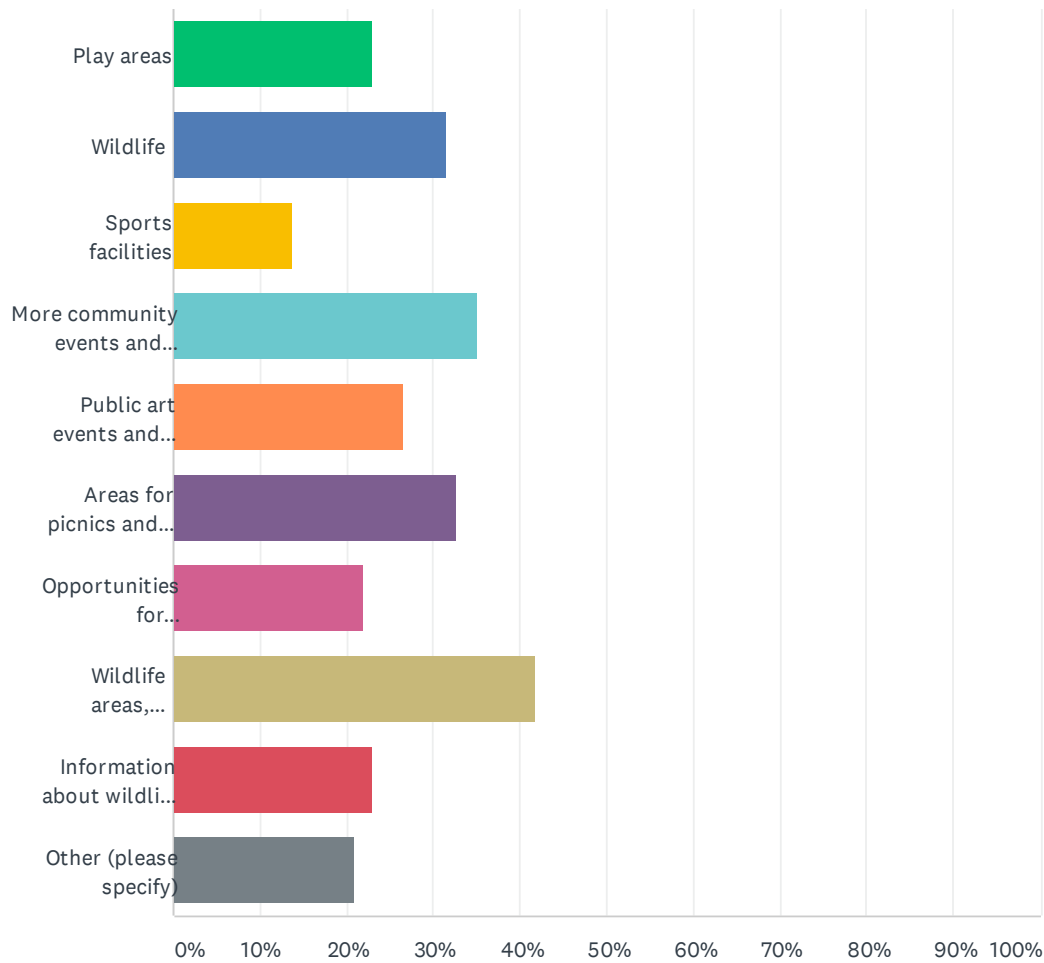
Answered: 196 Skipped: 3



ANSWER CHOICES	RESPONSES	
Yes	62.76%	123
No	37.24%	73
<b>TOTAL</b>		<b>196</b>

## Q9 What would you most like to improve?

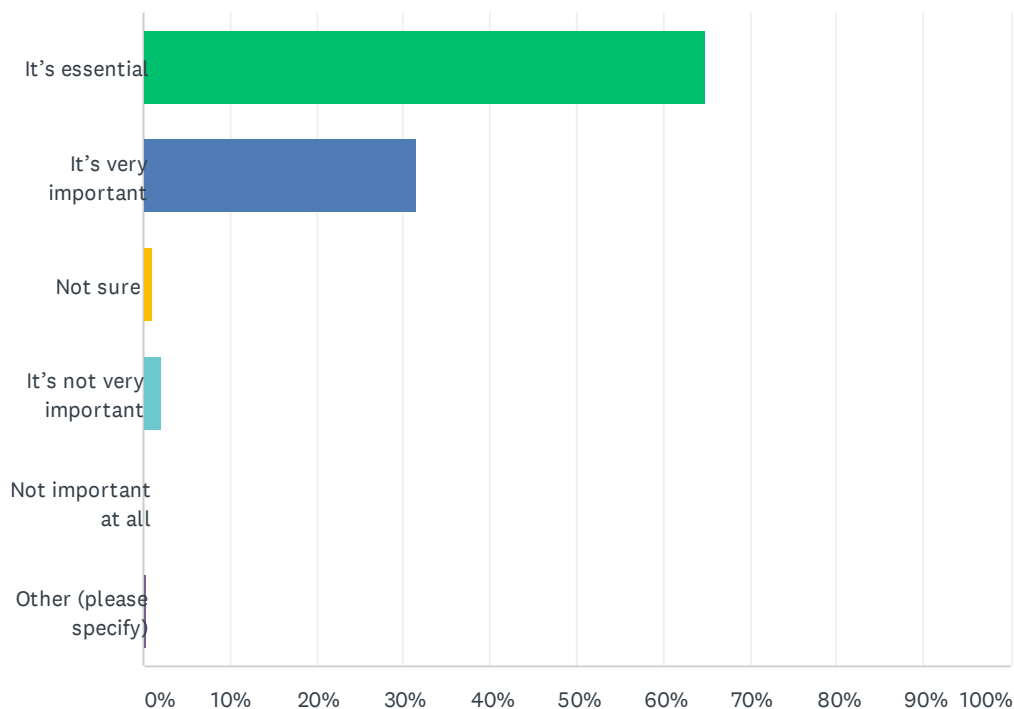
Answered: 196 Skipped: 3



ANSWER CHOICES	RESPONSES
Play areas	22.96% 45
Wildlife	31.63% 62
Sports facilities	13.78% 27
More community events and activities	35.20% 69
Public art events and installations	26.53% 52
Areas for picnics and BBQs	32.65% 64
Opportunities for volunteering and community gardening	21.94% 43
Wildlife areas, including ponds and shrubby areas	41.84% 82
Information about wildlife and heritage	22.96% 45
Other (please specify)	20.92% 41
Total Respondents: 196	

### Q10 How important is easy access to parks and open spaces for your wellbeing and quality of life?

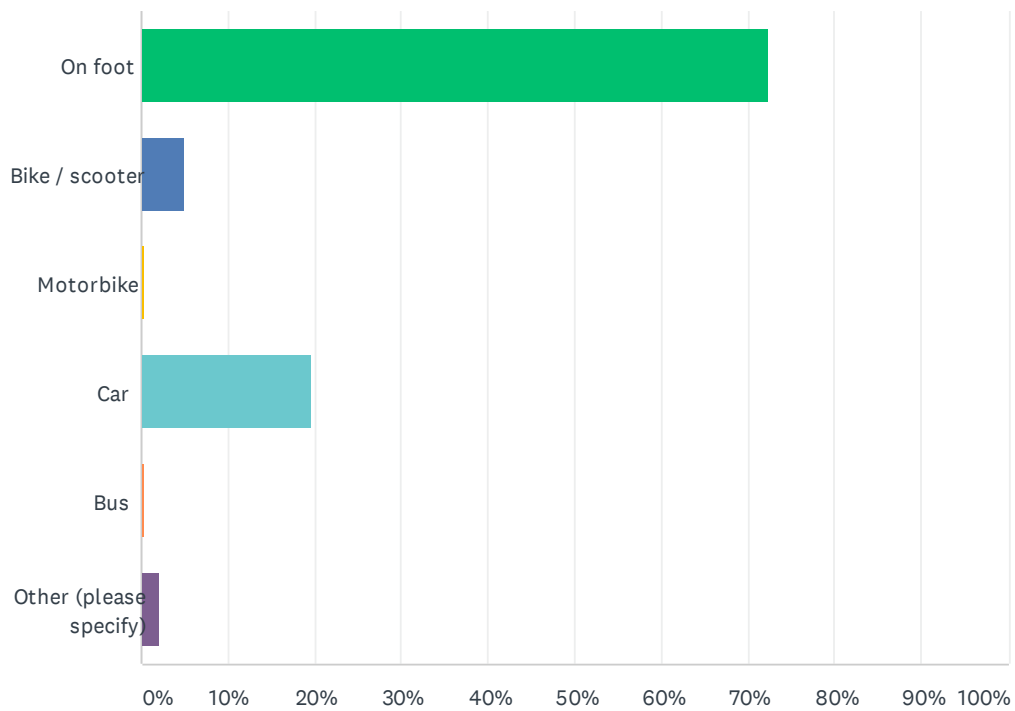
Answered: 199 Skipped: 0



ANSWER CHOICES	RESPONSES
It's essential	64.82% 129
It's very important	31.66% 63
Not sure	1.01% 2
It's not very important	2.01% 4
Not important at all	0.00% 0
Other (please specify)	0.50% 1
<b>TOTAL</b>	<b>199</b>

## Q11 How do you travel to the park or open space?

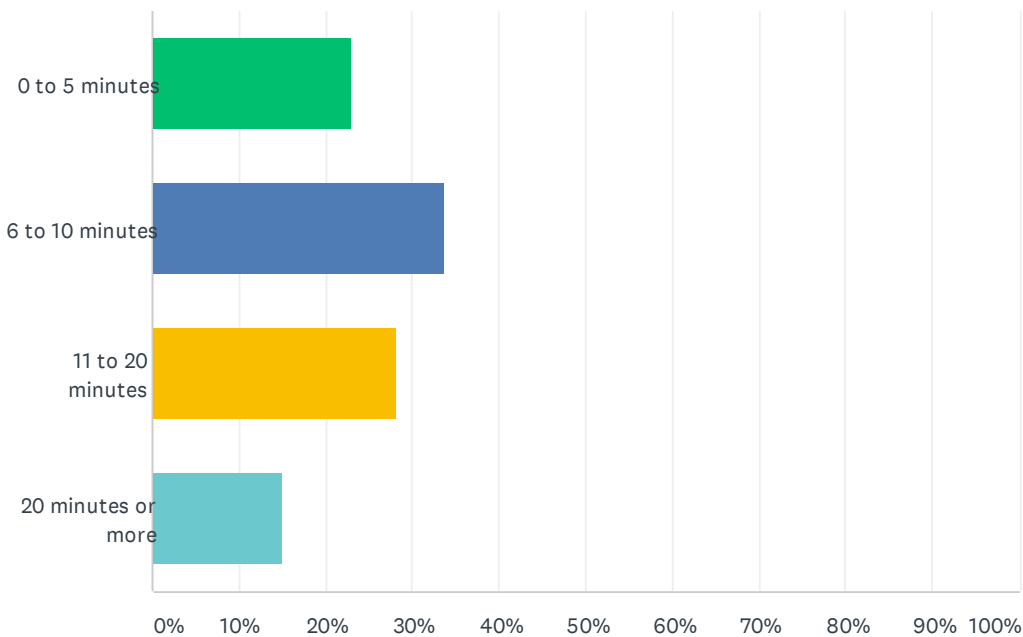
Answered: 199 Skipped: 0



ANSWER CHOICES	RESPONSES	
On foot	72.36%	144
Bike / scooter	5.03%	10
Motorbike	0.50%	1
Car	19.60%	39
Bus	0.50%	1
Other (please specify)	2.01%	4
<b>TOTAL</b>		<b>199</b>

## Q12 How long does your journey normally take?

Answered: 199 Skipped: 0



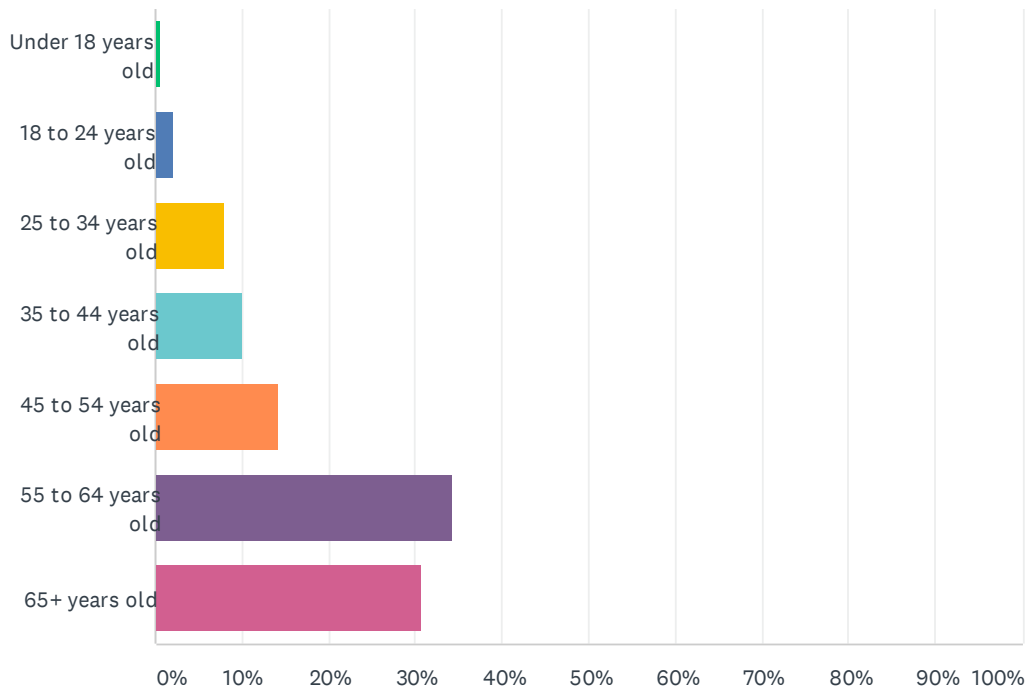
ANSWER CHOICES	RESPONSES	
0 to 5 minutes	23.12%	46
6 to 10 minutes	33.67%	67
11 to 20 minutes	28.14%	56
20 minutes or more	15.08%	30
<b>TOTAL</b>		<b>199</b>

## Q13 What is your postcode?

Answered: 194 Skipped: 5

## Q14 What is your age?

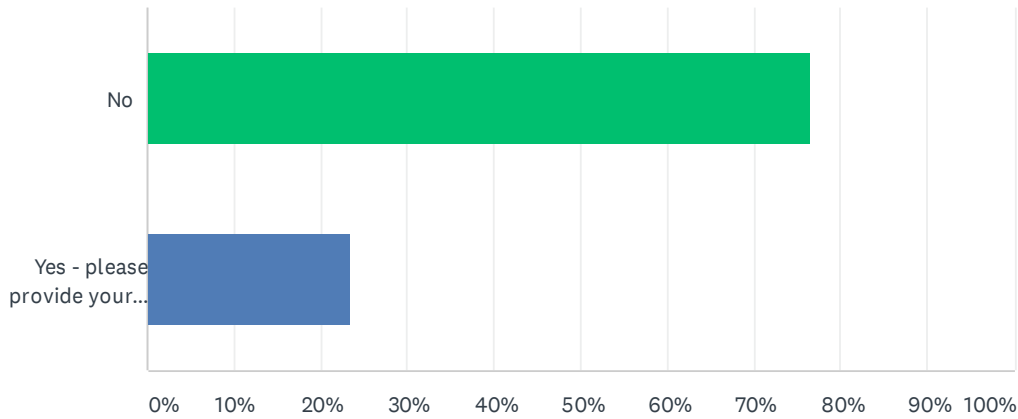
Answered: 189 Skipped: 10



ANSWER CHOICES	RESPONSES
Under 18 years old	0.53% 1
18 to 24 years old	2.12% 4
25 to 34 years old	7.94% 15
35 to 44 years old	10.05% 19
45 to 54 years old	14.29% 27
55 to 64 years old	34.39% 65
65+ years old	30.69% 58
<b>TOTAL</b>	<b>189</b>

Q15 A “Friends group” is a collection of people who voluntarily help Weymouth Town Council to look after a park or open space. The groups get involved in the development and upkeep of the site, as well as organising events to raise funds which are reinvested back into the site. Anyone is welcome to join and we are particularly keen to see a wide representation of interest groups. Would you be interested in joining or learning more about your local “Friends of” group?

Answered: 188 Skipped: 11



ANSWER CHOICES	RESPONSES	
No	76.60%	144
Yes - please provide your name and contact details (address and postcode, or email):	23.40%	44
<b>TOTAL</b>		<b>188</b>



**Q16 Would you like to sign up to receive our Weymouth Town Council newsletter? Please let us know your email address:**

Answered: 87 Skipped: 112